


DEPARTMENT OF ARCHITECTURE  
FACULTY OF ARCHITECTURE - UNIVERSITY OF MORATUWA



Aptitude Test for the Admission to the Bachelor of Architecture (B Arch) Degree  
and Bachelor of Landscape Architecture (B L A) Degree - 2016

(Three Hours) - 03 hrs

Instructions to candidates

1. Answer all questions.
2. Questions to be answered in ENGLISH only.
3. All questions to be answered on the question paper itself.
4. Write your index number in all answer sheets.
5. Question No. 2 will be given one hour before the closing time.
6. STOP when instructed and place paper face down on your desks.

Question One - a	1.35
Question One - b	1.35
Question Two	1.30
Total	1.100

PHOTO COPY SERVICE  
UNIVERSITY OF MORATUWA

INDEX NO: 21A0427

Page | 1



**APTITUDE TEST GUIDER**

The leading aptitude test guiding programme (University of Moratuwa aptitude tests)

**QUESTION ONE (70 MARKS)**

'Navodya Central School' is planning to host its annual Prize-giving Ceremony in next week. As a member of the organization committee, you have been asked to design and construct a decorative entryway to the school premises, to welcome the guests attending this event.

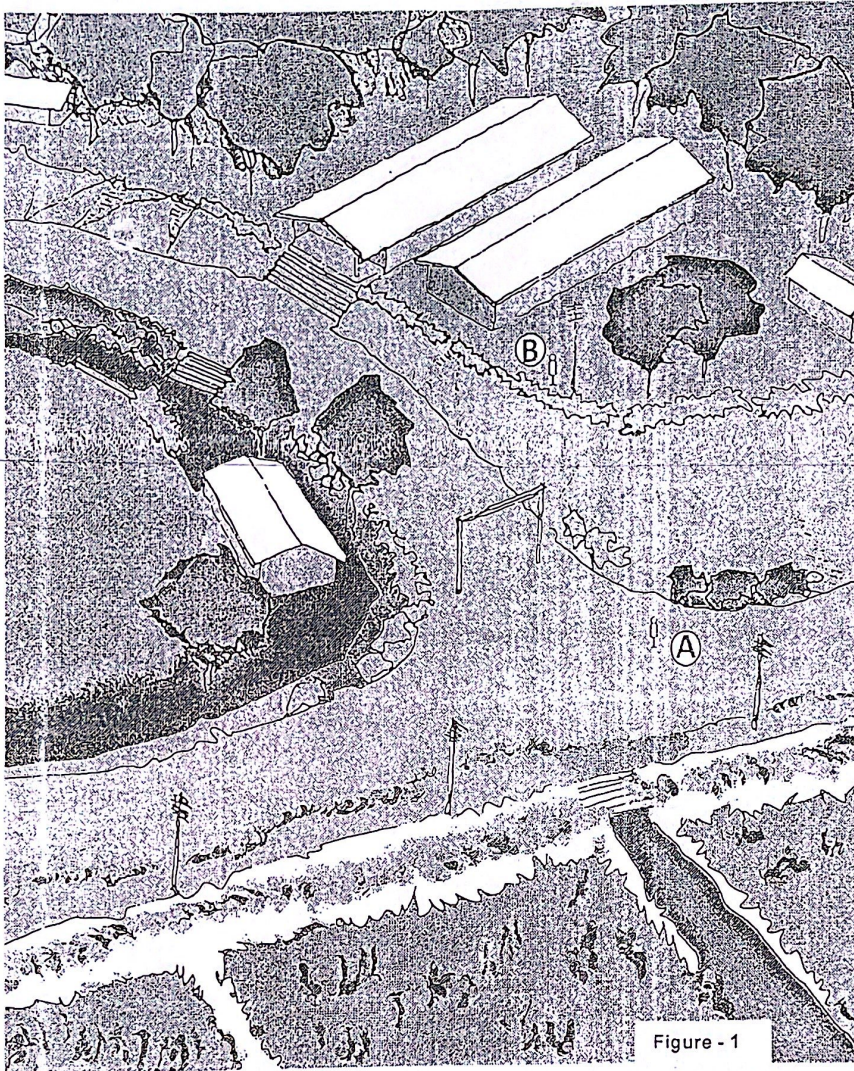


Figure - 1

Illustration above (Figure -1) is an aerial view of the school. A steel frame structure (4m high & 6m wide) is already in place at the entrance of the school as indicated.

You are provided with;

- 0 1 ) 36 units of empty steel barrels, sizes as in Figure 2.
- 0 2 ) 6 units of 10.0m long Ropes.
- 0 3 ) 6 units of 6.0m long x 100mm diameter Bamboo Poles.
- 0 4 ) Colour Paper and Paint to your choice.

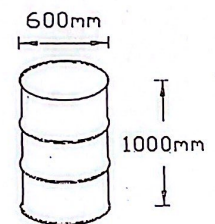


Figure - 2

1. a: Design a decorative 'Entryway' using the steel frame and only with the resources provided. Explain both design solution and the construction process with three dimensional sketches in the space provided on page 3. (35 MARKS)
1. b: Imagine you are standing at the location, either 'A' or 'B' on the day of event and draw your view of the scene 'Guests arriving through the entryway' with correct background details, in the space provided on page 4. (35 MARKS)



**QUESTION TWO – 60 MINUTES (30 MARKS)**

- o ~~10~~ questions need to be answered by circling the appropriate answer on the question paper
- o STOP when instructed and place paper face down on your desks

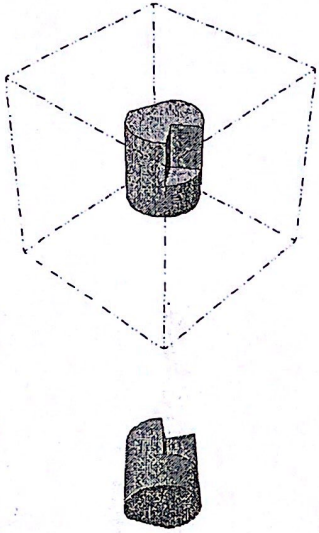
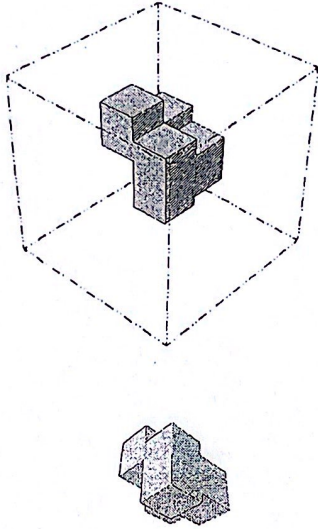
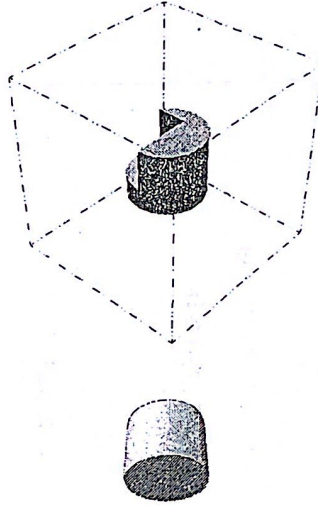
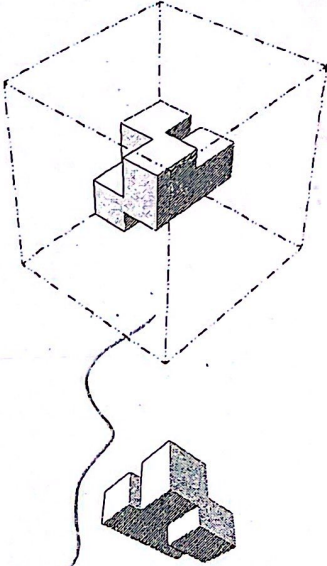
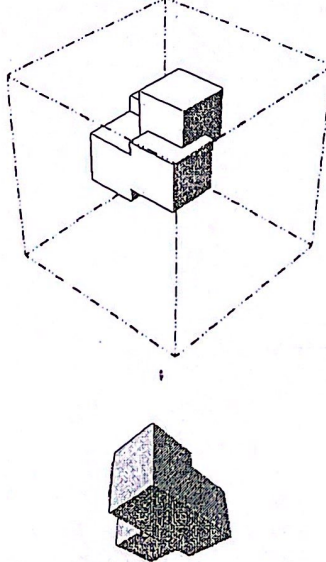
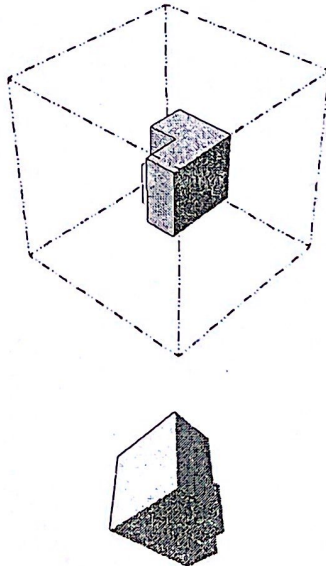
2.1 The images below show an object FLOATING IN THE MIDDLE of a 'glass box'. Below it, is picture of the object, in a new viewing position.

You are to;

1. look at the picture of the object taken from the new position
2. imagine yourself moving around the 'glass box', to find the corner from which the picture was taken.

3. Circle that corner

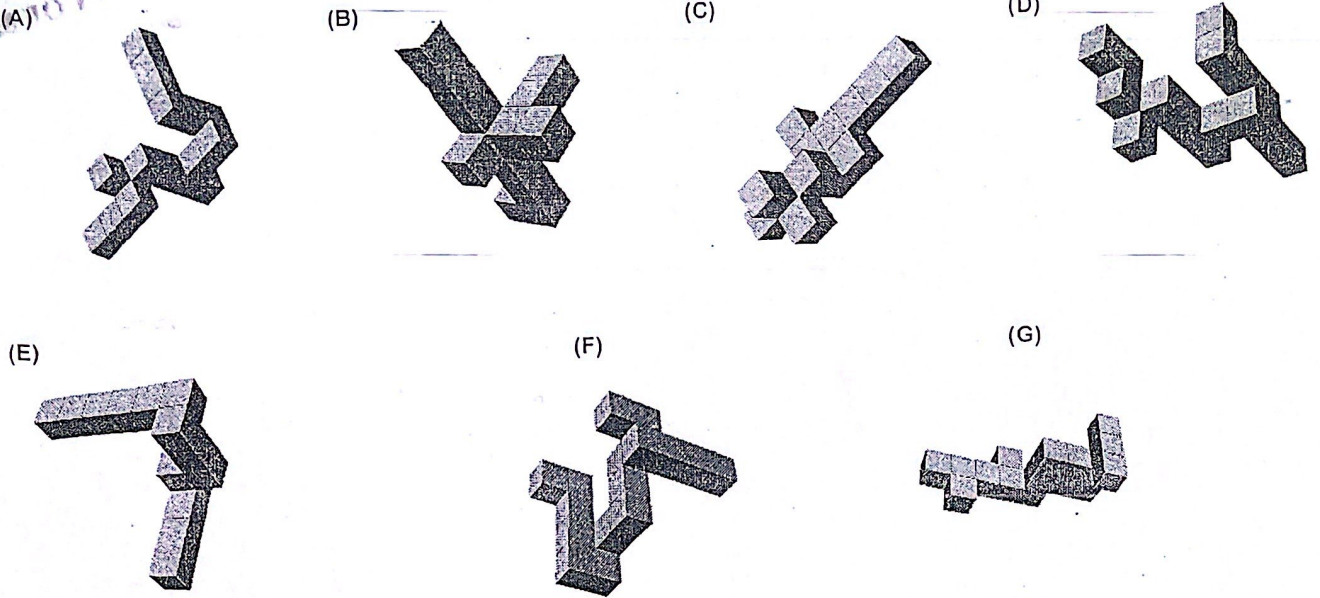
Each question has only one correct answer

<p>01</p> 	<p>02</p> 	<p>03</p> 
<p>04</p> 	<p>05</p> 	<p>06</p> 

INDEX NO: .....



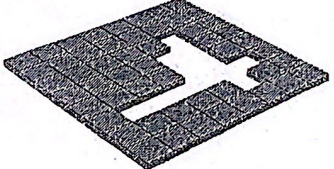








UNIVERSITY OF MORATUWA  
 LIBRARY & COPY SERVICE  
 (A)




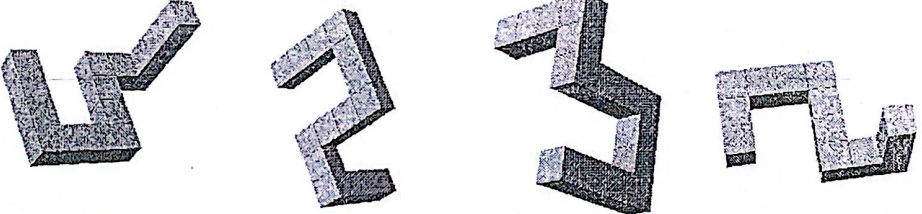





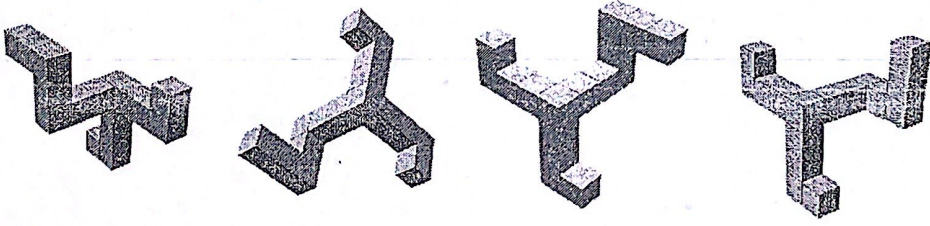

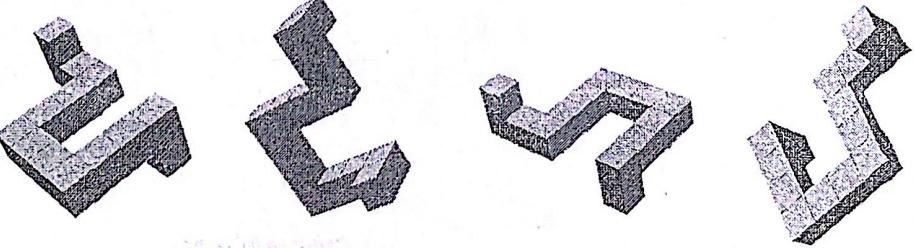
2.2 Seven objects named above as A, B, C, D, E, F & G are designed to pass through a slot of at least one of the nine different plates indicated below.

Select the object / objects that would pass through and write the name / names below the responding plate in the space provided.

 <p>07) .....</p>	 <p>08) .....</p>	 <p>09) .....</p>
 <p>10) .....</p>	 <p>11) .....</p>	 <p>12) .....</p>
 <p>13) .....</p>	 <p>14) .....</p>	 <p>15) .....</p>




Identify the shape that is identical to the one on the left.  
There maybe more than one which is exactly the same. Circle the correct answer/s.

<p>16</p> 	
<p>17</p> 	
<p>18</p> 	
<p>19</p> 	
<p>20</p> 	

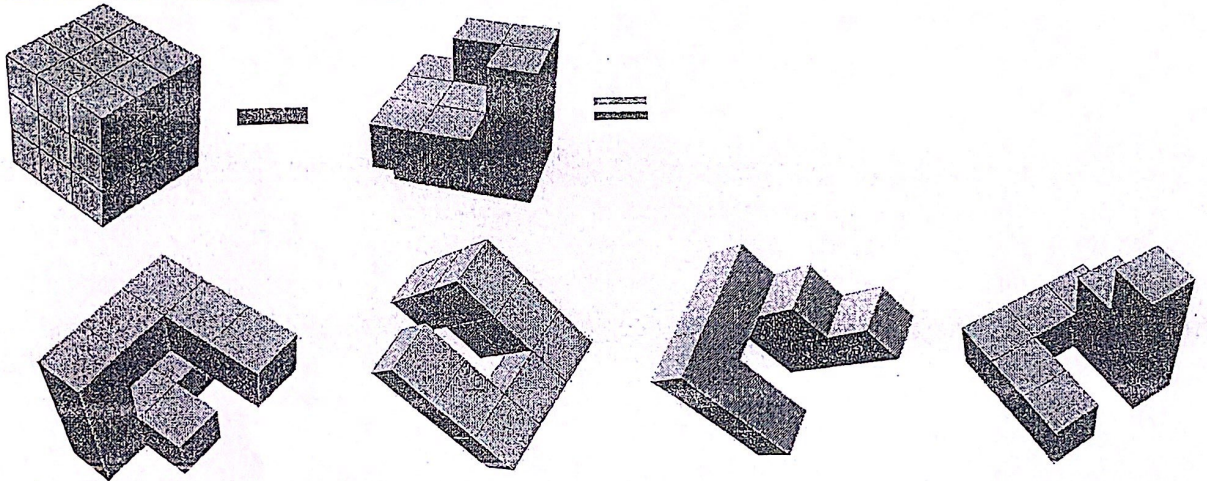


2.4 Select the correct answer & Circle. There maybe more than one which is exactly the same.

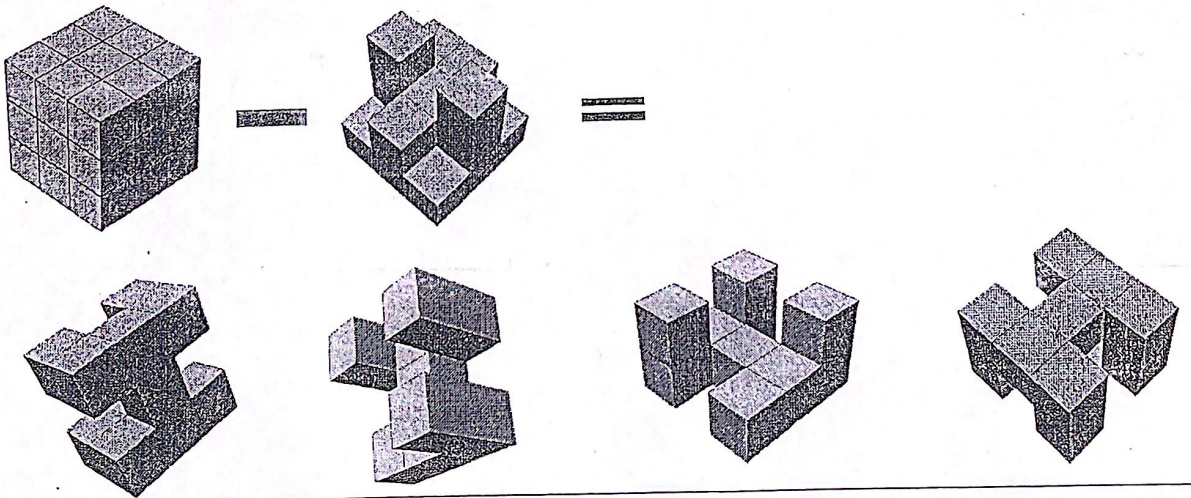
21

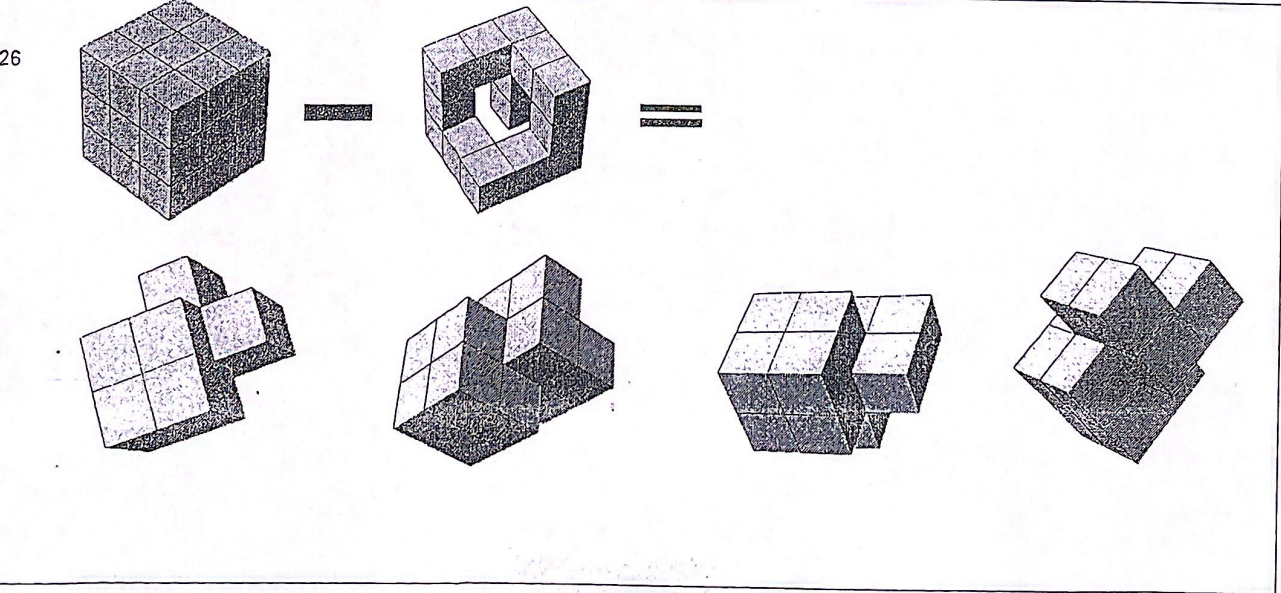
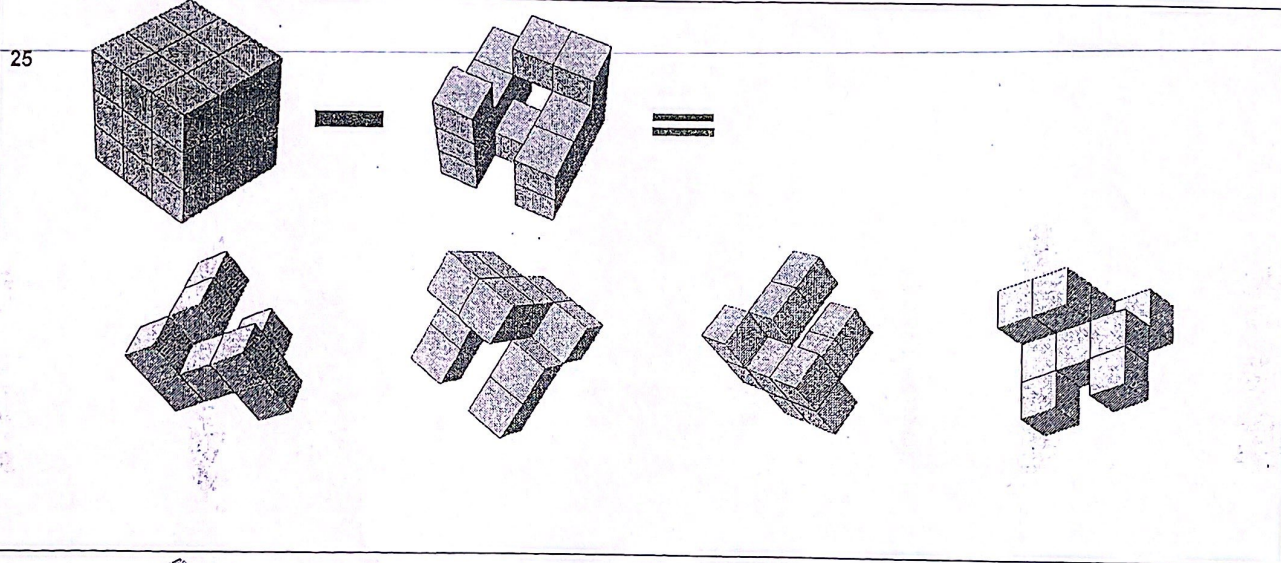
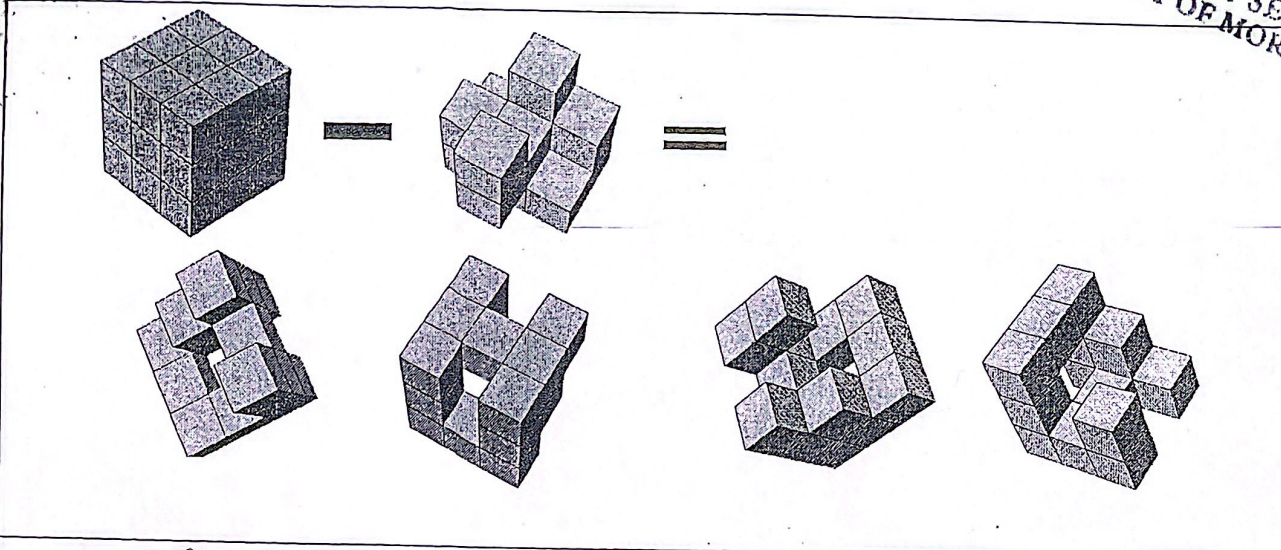


22





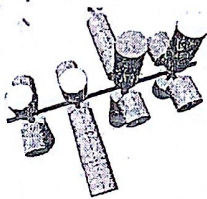
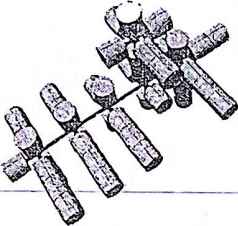
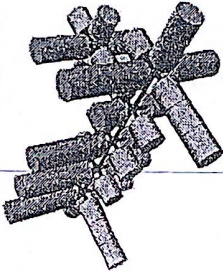
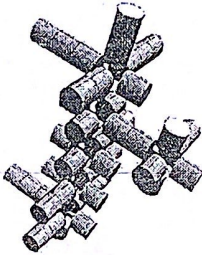
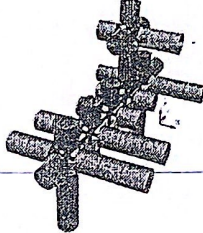
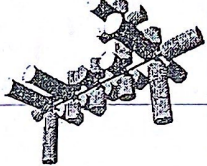
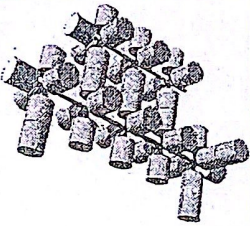
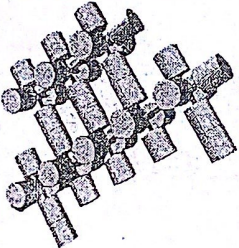
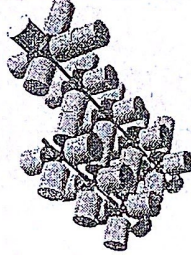
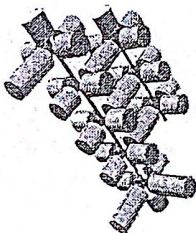
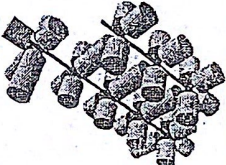
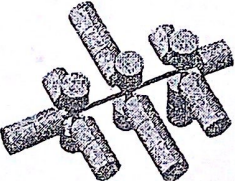






23





2.5 Identify the shape that is identical to the one on the left.  
There maybe more than one which is exactly the same. Circle the correct answer/s.

<p>27</p> 				
<p>28</p> 				
<p>29</p> 				
<p>30</p> 				

STOP

